

Management Presentation

PT Samator Indo Gas Tbk
IDX Code : AGII
1H 2025 Performance

Updated July 2025



Disclaimer

This presentation has been prepared by PT Samator Indo Gas Tbk (“AGII”) and is circulated for the purpose of general information only and it is not intended for any specific person. All opinions and estimations included in this presentation constitute our judgment as of this date and are subject to change without prior notice.

We disclaim any responsibility or liability whatsoever arising which may be brought or suffered by any person as a result of acting in reliance upon the whole or any part of the contents of this presentation and neither AGII and/or its affiliated companies and/or their respective employees and/or agents accepts liability for any errors, omissions, negligent or otherwise, in this presentation and any inaccuracy here in or omission here from which might otherwise arise.

Cautionary note on forward-looking statements: This presentation may contain statements regarding the business of AGII and its subsidiaries that are of a forward-looking nature and are therefore based on management's assumptions about future developments. Forward-looking statements involve certain risks and uncertainties because they relate to future events. Actual results may vary materially from those targeted, expected or projected due to several factors. Potential risks and uncertainties includes such factors as general economic conditions, foreign exchange fluctuations, interest rate changes, commodity price fluctuations and regulatory developments. The reader and/or listener is cautioned to not unduly rely on these forward-looking statements. We do not undertake any duty to publish any update or revision of any forward-looking statements.

Presentasi ini telah disiapkan oleh PT Samator Indo Gas Tbk (“AGII”) dan diedarkan untuk tujuan informasi umum saja dan tidak ditujukan untuk orang tertentu. Semua pendapat dan estimasi yang disertakan dalam presentasi ini merupakan penilaian kami pada tanggal ini dan dapat berubah tanpa pemberitahuan sebelumnya.

Kami melepaskan tanggung jawab atau kewajiban apa pun yang timbul yang mungkin dibawa atau diderita oleh siapa pun sebagai akibat dari tindakan yang mengandalkan seluruh atau sebagian dari isi presentasi ini dan baik AGII dan / atau perusahaan afiliasinya dan / atau masing-masing karyawan dan / atau agen menerima tanggung jawab atas kesalahan, kelalaian, kelalaian atau lainnya, dalam presentasi ini dan ketidakakuratan apa pun di sini atau kelalaian di sini yang mungkin muncul.

Catatan kehati-hatian atas pernyataan berwawasan ke depan: Presentasi ini mungkin berisi pernyataan mengenai bisnis AGII dan anak perusahaannya yang bersifat berwawasan ke depan dan oleh karena itu didasarkan pada asumsi manajemen tentang perkembangan masa depan. Pernyataan berwawasan ke depan melibatkan risiko dan ketidakpastian tertentu karena terkait dengan peristiwa masa depan. Hasil aktual dapat berbeda secara material dari yang ditargetkan, diharapkan, atau diproyeksikan karena beberapa faktor. Potensi risiko dan ketidakpastian mencakup faktor-faktor seperti kondisi ekonomi umum, fluktuasi nilai tukar mata uang asing, perubahan suku bunga, fluktuasi harga komoditas dan perkembangan regulasi. Pembaca dan / atau pendengar diperingatkan untuk tidak terlalu mengandalkan pernyataan berwawasan ke depan ini. Kami tidak berkewajiban untuk mempublikasikan pembaruan atau revisi dari pernyataan yang berhubungan dengan perkiraan kejadian masa depan.

Table Of Contents

SIG at a glance	04
Performance Highlights	19
1H-2025 Performance	21
Outlook Strategy	24
• Industry Outlook	25
• Key Priorities	29

SIG at a glance



Board of Commissioners

Industry Experts with 30+ Years of Industry Experience



Heyzer Harsono
President Commissioner
41 Years Industry Experience



Rasid Harsono
Vice President Commissioner
37 Years Industry Experience



Ferryawan Utomo
Vice President Commissioner
33 Years Industry Experience



Michael W.P. Soeryadjaya
Commissioner
10 Years Industry Experience



Atiff Gill
Commissioner
28 Years Industry Experience



Nini Liemijanto
Commissioner
34 Years Industry Experience



Sutanto
Independent Commissioner
35 Years Industry Experience



Robiyanto
Independent Commissioner
16 Years Industry Experience



Dr. Hans-Gerd Wienands-Adelsbach
Independent Commissioner
27 Years Industry Experience

Board of Directors

Industry Experts with 30+ Years of Industry Experience



Rachmat Harsono
President Director
21 Years Industry Experience



Imelda Harsono
Vice President Director
21 Years Industry Experience



Sigit Purwanto
Vice President Director
29 Years Industry Experience



Budi Susanto
Director
33 Years Industry Experience



Andy Purwohardono
Director
32 Years Professional Experience



Noni Mulianti
Director
14 Years Industry Experience

Recent Corporate Action & Announcements



October 2023

Issued Bonds and Sukuk III Phase I raising IDR 140 Billion, mainly for Refinancing



October 2023

Awarded in **Katadata Corporate Sustainability Award** as the **Social Champion of Chemical category**



December 2023

Secured a **Syndicated Loan** Amounting to **IDR 4.6 Trillion** From Several Bank Partners



February 2024

FS Expansion Renovation and expansion of the FS building in Pekanbaru



July 2024

AGMS of the Company Approves Distribution of Cash Dividend amounting to **IDR 33.1 Billion**

Total Network

58 Plants | 103 Filling Stations



December 2024

Plant Expansion Commissioning of **acetylene plant** in **Sofifi**



October 2024

Plant Expansion Commissioning of its **first low-carbon hydrogen plant** in **Batam**



September 2024

Plant Expansion Inauguration of 56th plant in **Kawasan Industri Terpadu Batang**



July 2024

FS Expansion Commissioning of filling station in **Morowali** to support mining industry in **Sulawesi**



July 2024

Initiating the Sungai Jagir Project, a CSR program aimed at **revitalizing** the **Surabaya River**

Milestones

(1/2)

1916

NV WA Hoek Machine en Zuurstof established first O2 plant in Jakarta



1958

Both companies were nationalized by the Government of Indonesia and transformed into PN Zatas and PN Asam Arang



1996

40% and 10% portion of AGI shares was sold to Messer Griesheim GmbH ("Messer") and PT Tira Austenite, respectively. Messer increased its ownership by acquiring all of the Government's shares in AGII



Total
Plants

1

4

7

7

7

11

1924

NV Javasche Koelzoor established first CO2 plant in Surabaya



1971

PN Zatas and PN Asam Arang were merged and renamed to Aneka Gas Industri ("AGII"), a state-owned Enterprise



2004

SAMATOR, a locally-owned private company, wholly acquired AGII



2008

Issued 1st Bond & Sukuk to support business expansion plans and began rapid expansion throughout Indonesia

2018

Acquired 24.9% share ownership of PT Samator Gas Industri ("SGI")



2023

- National network includes a total of 55 Plants and 103 Filling Stations across 29 Provinces in Indonesia
- Acquired minority investment from Matrix Company in March 2023
- Groundbreaking of the 56th Plant at KIT Batang in March 2023
- Obtained a syndicated loan totaling IDR 4.6 trillion from multiple banking partners in December 2023

Total
Plants

16

44

44

55

55

58

Milestones (2/2)

2016

Became the first publicly-listed industrial gas company in Indonesia



2022

- Completed acquisition of two Samator business units as of March 2021
- Commenced operations of one plant in Bangka Belitung in August 2022
- Change the Company's name from PT Aneka Gas Industri Tbk to PT Samator Indo Gas Tbk

2024

- Renovation of Filling Station in Pekanbaru & Morowali
- Approving the cash dividend distribution of IDR 33.1 billion by AGMS
- Commissioning of the 56th plant in Kawasan Industri Terpadu Batang, the biggest ASP plant Samator has to date
- Commissioning of the 57th plant in Batam for green hydrogen production) and 58th plant in Sofifi for acetylene plant



Stock Index

AGI Included in Several Respected Stock Indices



IDX
Indonesia Stock Exchange
Bursa Efek Indonesia

IDX SMC Composite

February 2025 - August 2025

An index that measures the stock price performance of listed stocks that have small and medium market capitalization

Indonesia Sharia Stock Index (ISSI)

Juni 2025 - November 2025

The constituents of ISSI are selected based on certain criteria by OJK by issuing a List of Sharia Securities (DES) as a reference for its selection.

Products & Services

Our main business supplies industrial gases, including but not limited to Air Gases (Oxygen, Nitrogen, and Argon), Medical Gas, Synthetic Gases, Fuel Gases, and many more. Our gas products have a myriad of applications and serve multiple industries including medical, metallurgy, energy, infrastructure and consumer goods.

Air Gas

Oxygen,
Nitrogen, Argon*

Fuel Gas

Liquid Propane,
Natural Gas, Liquid
Petroleum

Rare Gas

Helium, Neon,
Krypton, Xenon

Specialty Gas

Sulphur
Hexafluoride,
Sterilization*,
Ammonia,
Refrigerant Gas

Mixed Gas

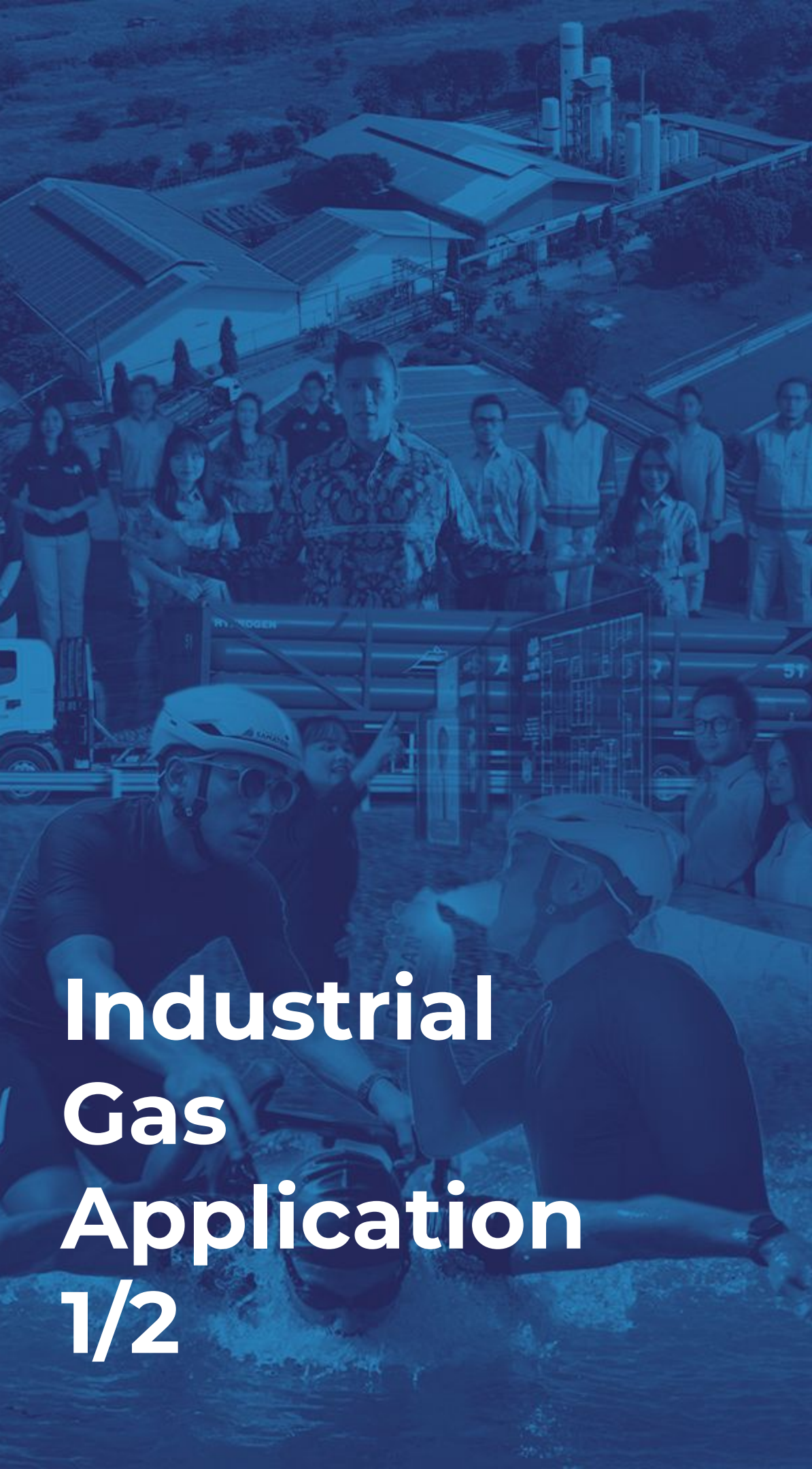
CNG Mixed Gas,
Environmental Calibration
Gas, Engine Exhaust
Emission

Synthetic Gas

Hydrogen, Acetylene,
Carbon Dioxide*, Carbon
Monoxide, Nitrous Oxide,
Ethylene Oxide*, Sulphur
Oxide

Others

Medical Gas
Installation Services*,
Industrial Gas
Equipment (i.e.
Storage Tanks,
Cylinder Tanks)



Industrial Gas Application 1/2

OXYGEN

- Medical Services, i.e. Respiratory Support
- Metal Fabrication
- Steel Manufacturing
- Live Fishery

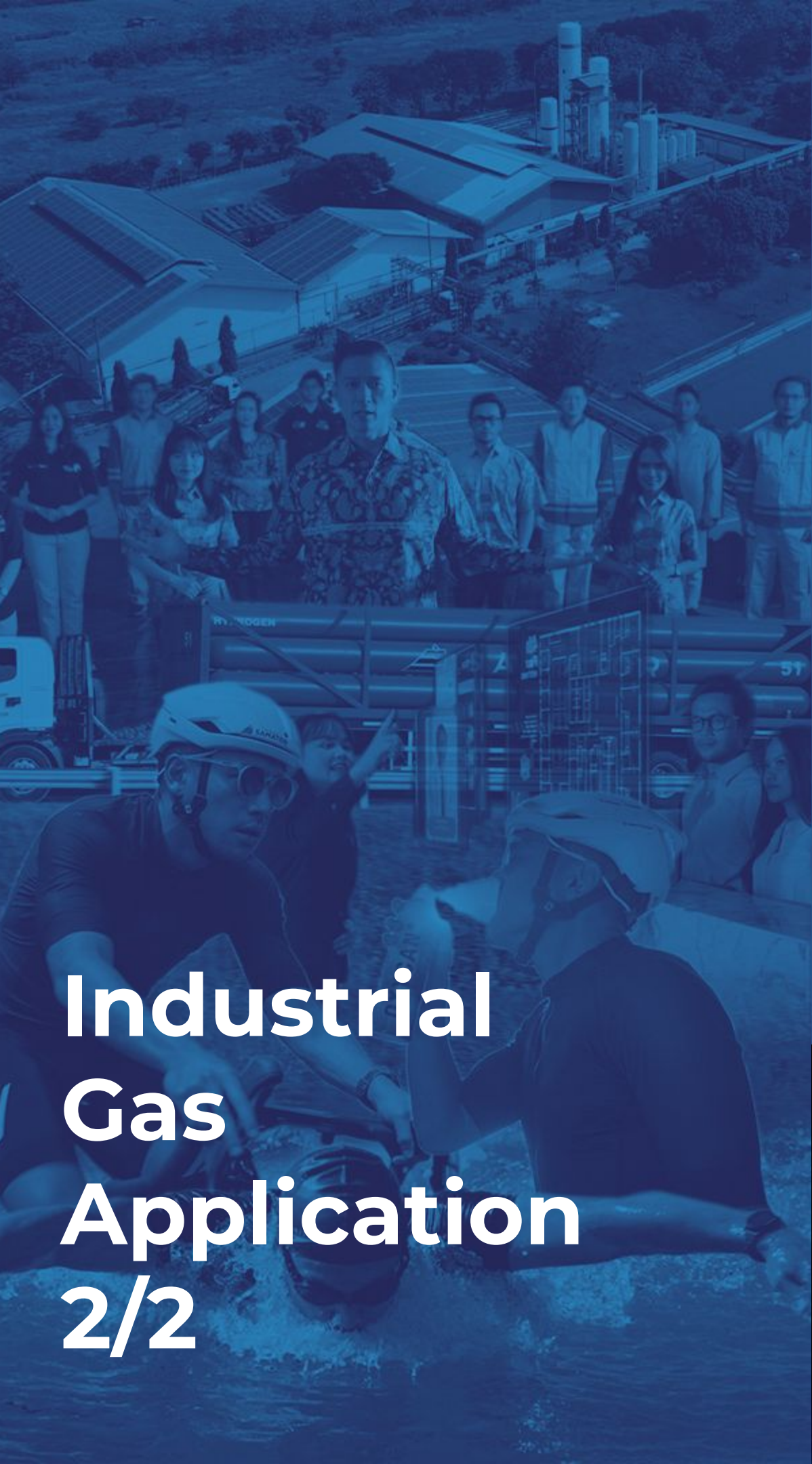
NITROGEN

- Food Industry, i.e. :
 - IQF (Individual Quick Frozen)
 - MAP (Modified Atmosphere Packaging)
- Petroleum Recovery & Refinery
- Glass Manufacturing

ARGON

- Lighting
- Metal Fabrication
- Steel Manufacturing





Industrial Gas Application 2/2

Carbon Dioxide

- Food & Beverage, i.e. Carbonated Drinks
- Metal Fabrication
- Enhanced Oil Recovery (EOR) for Oil & Gas
- Wastewater Treatment

Carbon Dioxide is produced from steam reforming or recovered from purification of the waste gases produced during natural gas processing



Hydrogen

- Steel Industry
- Aviation and Aerospace
- Petrochemicals, Oleochemical, Alternative Fuels, and Fuel Cells

Hydrogen is produced from electrolysis of water and steam reforming from natural gas, oil and coal



Other Gases

- Acetylene
- Nitrous Oxide
- Helium
- Ethylene Oxide
- Sterilization Gas
- And many more



Nationwide Network

Strategy

Builds plants and filling stations in the proximity of its customers to ensure supply continuity and price advantage

Result

The largest distribution network with 58 plants (including Air Separation Plants) & 103 Filling Stations in 29 Provinces across Indonesia

Support

The largest transportation fleet in the industry to ensure market coverage and on-time supply continuity



58
Pabrik
Plants

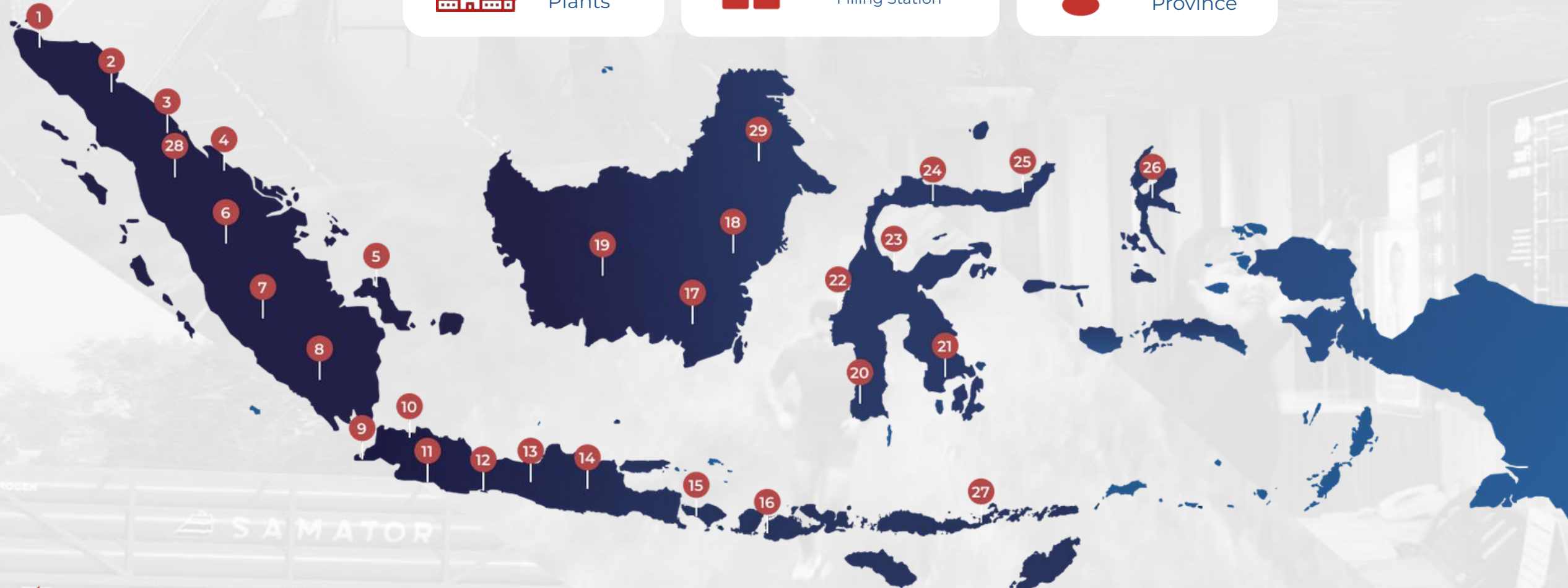


103
Stasiun Pengisian
Filling Station



29
Provinsi
Province

1. Aceh
2. Sumatera Utara
3. Riau
4. Kepulauan Riau
5. Bangka Belitung
6. Sumatera Selatan
7. Jambi
8. Lampung
9. Banten
10. DKI Jakarta
11. Jawa Barat
12. D.I. Yogyakarta
13. Jawa Tengah
14. Jawa Timur



15. Bali
16. Nusa Tenggara Barat
17. Kalimantan Selatan
18. Kalimantan Timur
19. Kalimantan Tengah
20. Sulawesi Selatan
21. Sulawesi Utara
22. Sulawesi Tengah
23. Sulawesi Tenggara
24. Sulawesi Barat
25. Maluku Utara
26. Gorontalo
27. Nusa Tenggara Timur
28. Sumatera Barat
29. Kalimantan Utara

Market Leader in Medical Gas

Total Customer Solutions for Healthcare Establishments

- AGII not only provides medical gas, but also provides medical equipment as well as construction & installation services for medical gas infrastructure
- We held 75 to 80% market share in the medical gas sector*
- Approx. 60%-65% of our hospital clients also procures our installation services
- Our healthcare businesses are managed under umbrella contracts with major hospital groups in Indonesia, including both private and SOE hospitals, providing solutions to and growing with these customer groups nationwide

Source: Gasworld, 2015

Medical Gas & Respiratory

01



- Oxygen (Respiratory Gas)
- Nitrous oxide (N2O)
- Medical Gas Nitrogen
- Medical CO2
- Lung Function Mix Gases
- Blood Analyzer Calibration Gas
- Surgery Laser Gas
- Cryopreservation gas

Medical Equipment & Gas Installation

02



- Medical Supply Equipment
- Medical Monitoring System
- Modular Operating Theatre
- Onsite Generation System
- Gas Handling & Cutting Equipment
- Installation Services
- Cryogenic Containers
- Transport/Storage of Cryogenic Fluids

International Network

Access to Key Healthcare & Industrial Equipment Providers

Managed Under Samator Group

Access to Key Multinational Players

Enables Wider Range of Solutions for Clients

Promotes Innovation & Product Variety



Samator Group



四川蜀道装备科技股份有限公司
SICHUAN SHUDAO EQUIPMENT & TECHNOLOGY CO.,LTD



TAIYO NIPPON SANSO
The Gas Professionals

Sichuan Shudao Equipment & Technology Co. Ltd.

Tomoe Shokai Co. Ltd.

Taiyo Nippon Sanso Corp. and National Oxygen Pte. Ltd.

CARECOM



ESCO
industries

MIURA



Carecom Co. Ltd.

Central Uni Co. Ltd.

ESCO Industries

MIURA Co., Ltd.

Telecom Tube Systems

Distribution Methods



On-Site Plant



Pipeline

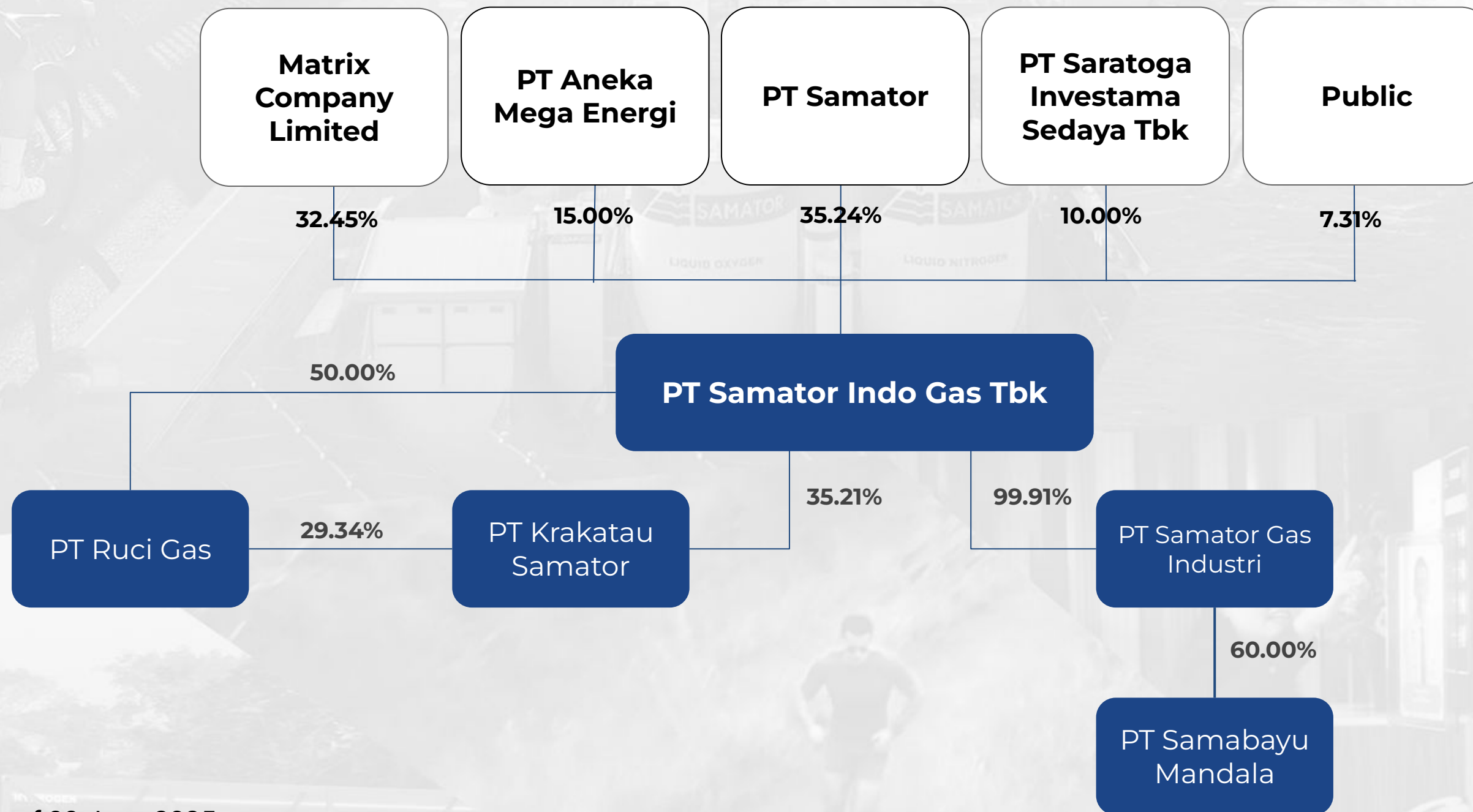


Cylinder/
Packaged



Bulk

Group Structure



*As of 30 June 2025

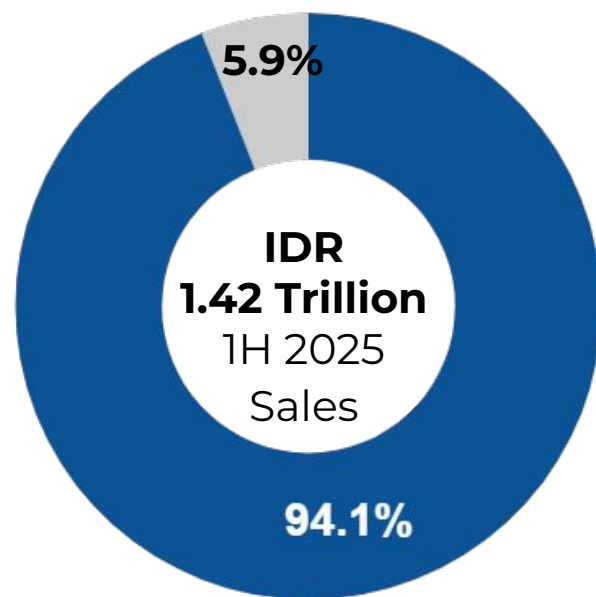
Performance Highlights



1H 2025 Performance Highlights

Providing Solutions Across Multiple Sectors

Sales Mix



● Gas Products ● Equipment & Services

IDR 1.42
Trillion
(+2.1% YoY)

Total Revenues

IDR
643.45
Billion
(+0.4% YoY)

Gross Profit

IDR 24.21
Billion
(-65.0% YoY)

Net Profit

IDR 411.51
Billion
(-3.7% YoY)

EBITDA

IDR 8.21
Trillion
(+2.7% YoY)

Total Assets

IDR 4.43
Trillion
(+4.6% YoY)

Total Liabilities

IDR 222.9
9
Billion
(15.73% of sales)

CAPEX

1H 2025 Performance



Financial Highlights - 1H25

In IDR Million	Year-on-Year		
	1H-2025	1H-2024	Growth (%)
Gas products	1,333,399	1,302,125	2.4%
Equipment and services	84,098	86,381	(2.6)%
Total Sales	1,417,497	1,388,506	2.1%
COGS	(774,051)	(747,692)	3.5%
Gross Profit	643,446	640,814	0.4%
OPEX	(459,147)	(412,322)	11.4%
EBIT*	184,299	228,492	(19.3)%
Net Profit	24,206	69,146	(65.0)%
EBITDA	411,509	427,503	(3.7)%
In IDR Million	1H-2025	1H-2024	Growth (%)
Total Asset	8,213,552	7,998,214	2.7%
Total Liabilities	4,434,065	4,237,814	4.6%
Total Equity	3,779,487	3,760,400	0.5%

- **Well-diversified Business Risk**

- As we observed a high demand coming from all customer sectors, the Company books a positive growth this year and able to efficiently cater to every demand
- Ability to perform across varying state of economy
- Bulk businesses continue to be our major customer signifying :
 - Continuing confidence with our management,
 - Confidence in the sustainability of our supply,
 - Confidence in us delivering the value of our products & services
 - Believing in AGII as the long-term partner

- **Steady Top-line Growth but Slight Decline in Profitability**

- Sales increased by 2.1% primarily driven by increase in sales of gas products by 2.4%, and slightly net-off by decrease in sales of equipment and services by 2.6%.
- Gross Profit increased by 0.4%, in line with increase in sales, and slightly net off with increase in manufacturing overhead cost
- EBITDA declined by 3.7%, mainly due to increase in selling expenses and general & administrative expenses such as distribution and salaries expense.
- Healthy business and industry growth in the longer term

- **Optimizing Balance Sheet & Productivity**

- CAPEX in 1H-2025 were at 15.73% of sales, lower compared to 1H-2024 (25.29%), which is in line with the completion of Batang plant construction in third quarter of 2024.

Financial Ratios

		1H21	1H22	1H23	1H24	1H25
Profitability ratios						
Gross Profit Margin	%	45.9%	45.4%	45.1%	46.2%	45.4%
EBIT Margin	%	21.0%	18.0%	17.0%	16.5%	13.0%
EBITDA Margin	%	34.4%	33.0%	31.9%	30.8%	29.0%
Net Income Margin for The Current Year	%	7.6%	4.3%	5.1%	5.0%	1.7%
Comprehensive Income Margin *)	%	7.3%	4.0%	5.0%	4.7%	1.6%
Return on Assets (ROA) ¹	%	2.6%	1.3%	1.8%	1.7%	0.6%
Return on Equities (ROE) ²	%	5.8%	3.0%	3.8%	3.7%	1.3%
Liquidity ratios						
Current	X	0.75	1.21	1.16	1.62	2.89
Quick	X	0.56	0.94	0.84	1.18	2.12
Solvency ratios						
Debts to Equities (DER)	X	1.22	1.24	1.05	1.13	1.17
Debt to Asset (DAR)	X	0.55	0.55	0.51	0.53	0.54
Interest Bearing Debts/Equities	X	1.07	1.10	0.91	0.96	1.00
Net Debts/Equities	X	0.95	0.91	0.77	0.83	0.89
Interest Bearing Debts/EBITDA	X	4.18	4.76	4.01	4.22	4.59
Net Debt/EBITDA	X	3.71	3.95	3.40	3.63	4.09
EBITDA/Interest	X	2.82	2.75	3.12	3.00	2.63
EBITDA/(Interest + Principal)	X	1.50	1.44	1.43	2.38	2.17
EBITDA/Total Debts	%	21.0%	18.6%	21.6%	20.2%	18.6%

- **Profitability ratios** in 1H25 declined, mainly driven by increase in **Cost of Goods Sold, Selling and G&A expenses**
- **Current Ratio** and **Quick Ratio** increased to 2.89 and 2.12, respectively, in 1H25 compared to 1H24, which were driven by a **settlement of short-term bank loans and bonds payable**.
- **Debt to Equities Ratio (DER)** slightly increased to 1.17 in 1H25 compared to same period last year, driven by increase in long-term bank loan from additional drawdown of syndicated bank loan.

Notes:

¹ Comprehensive Income Margin = Comprehensive income attributable to the parent entity / Net Sales

² ROA = Net Profit for the year / Total Assets

³ ROE = Net Profit for the year / Average Shareholders' Equity

Outlook & Strategy

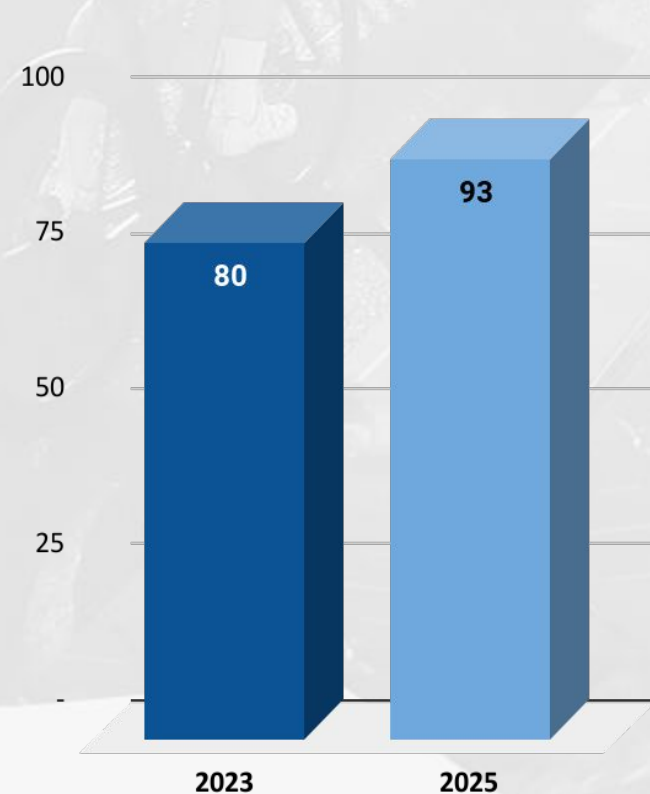




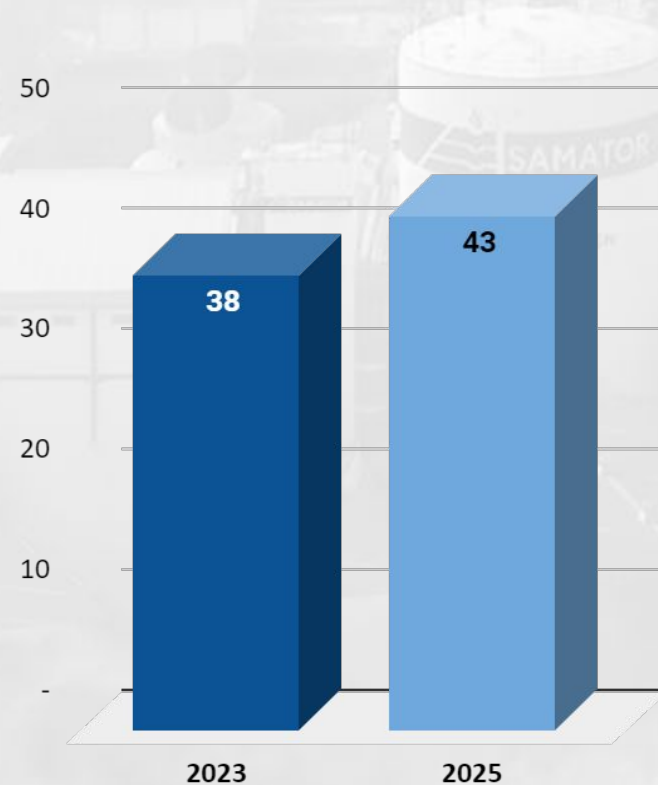
Industry Outlook

Market Share & Growth Outlook

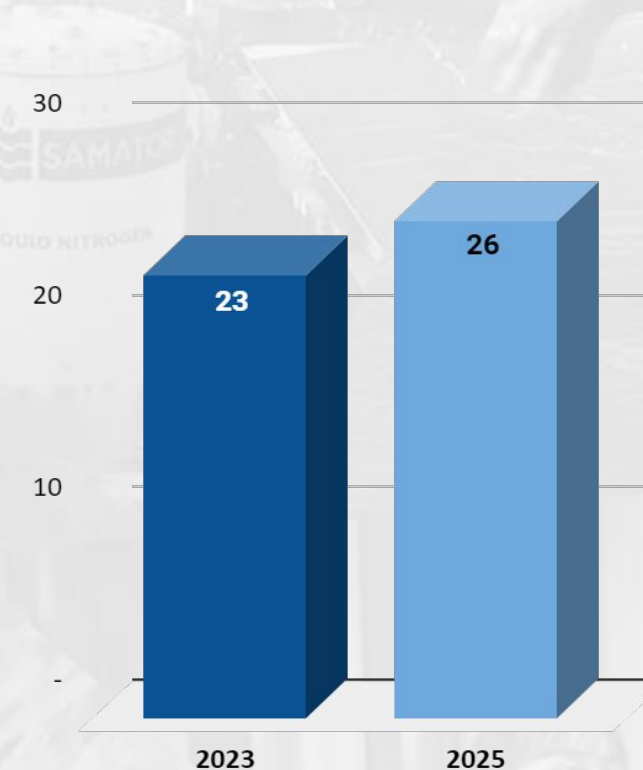
Market Outlook across Sectors



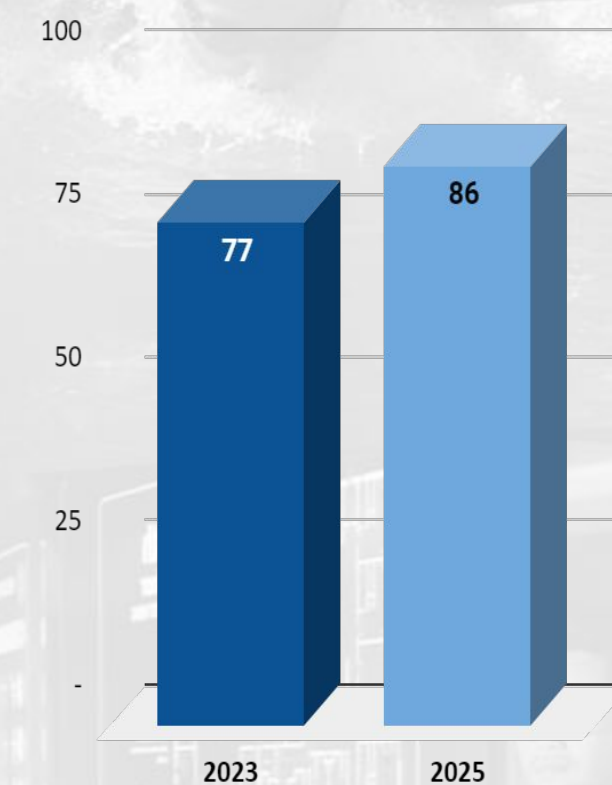
Market Size of Industrial Gases in **Metallurgy Sector** (in million \$)



Market Size of Industrial Gases in **Petrochemical Sector** (in Million \$)



Market Size of Industrial Gases in **Oil & Gas Sector** (in Million \$)



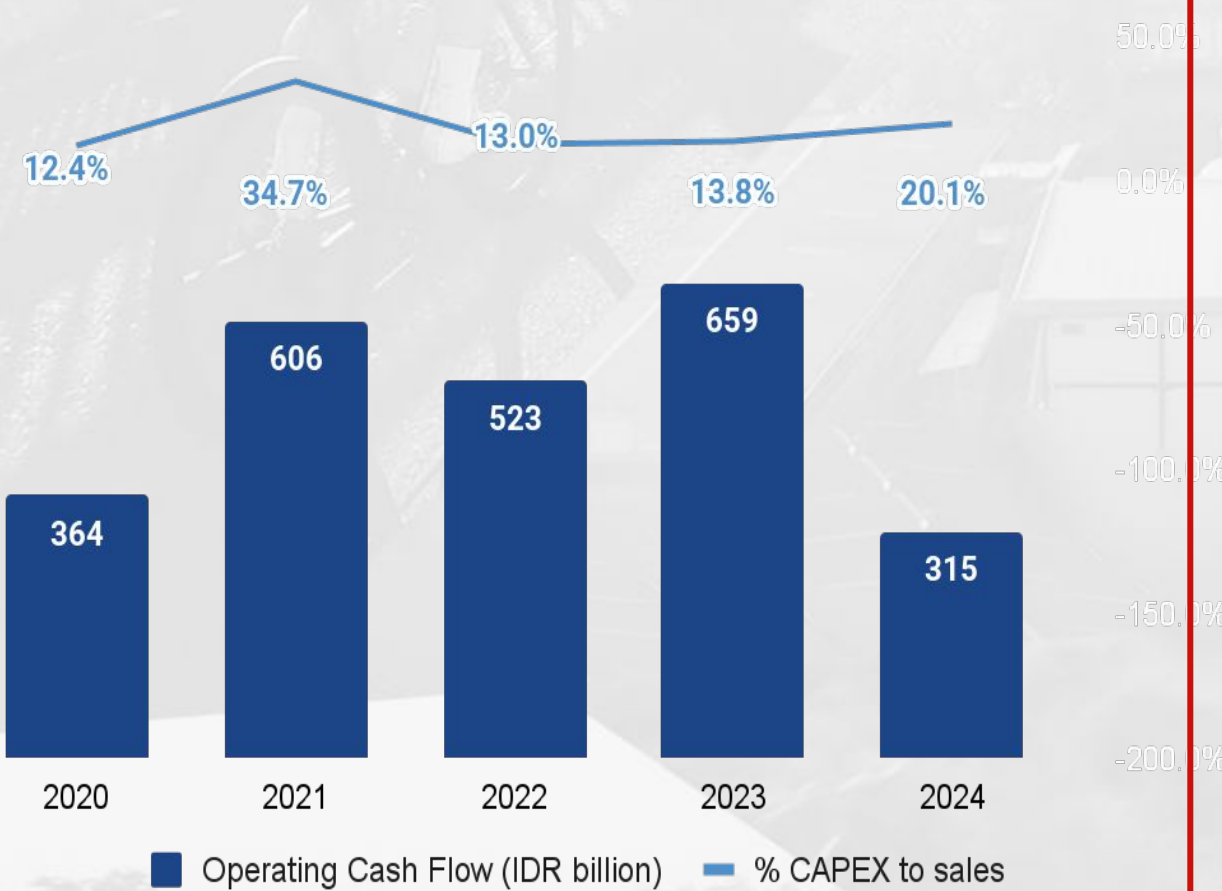
Market Size of Industrial Gases in **FnB Sector** (in Million \$)

Source: www.statista.com; www.mordorintelligence.com; Jakartaglobe.id; IMF; Indonesian Government; Heyokha Research

Key Long Term Financial Trends

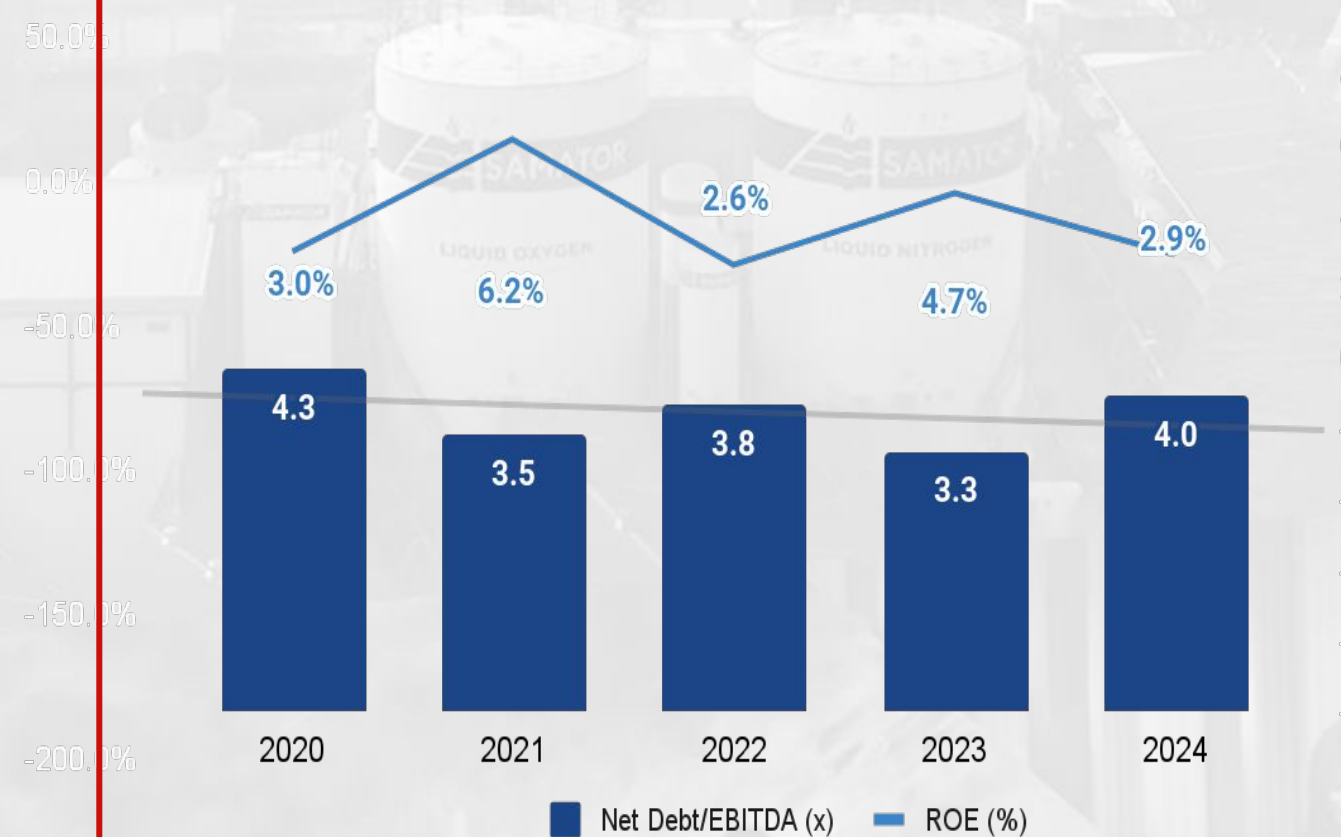
Opportunities Driven by Industrial Recovery

Operational Cash Flow and % CAPEX to sales



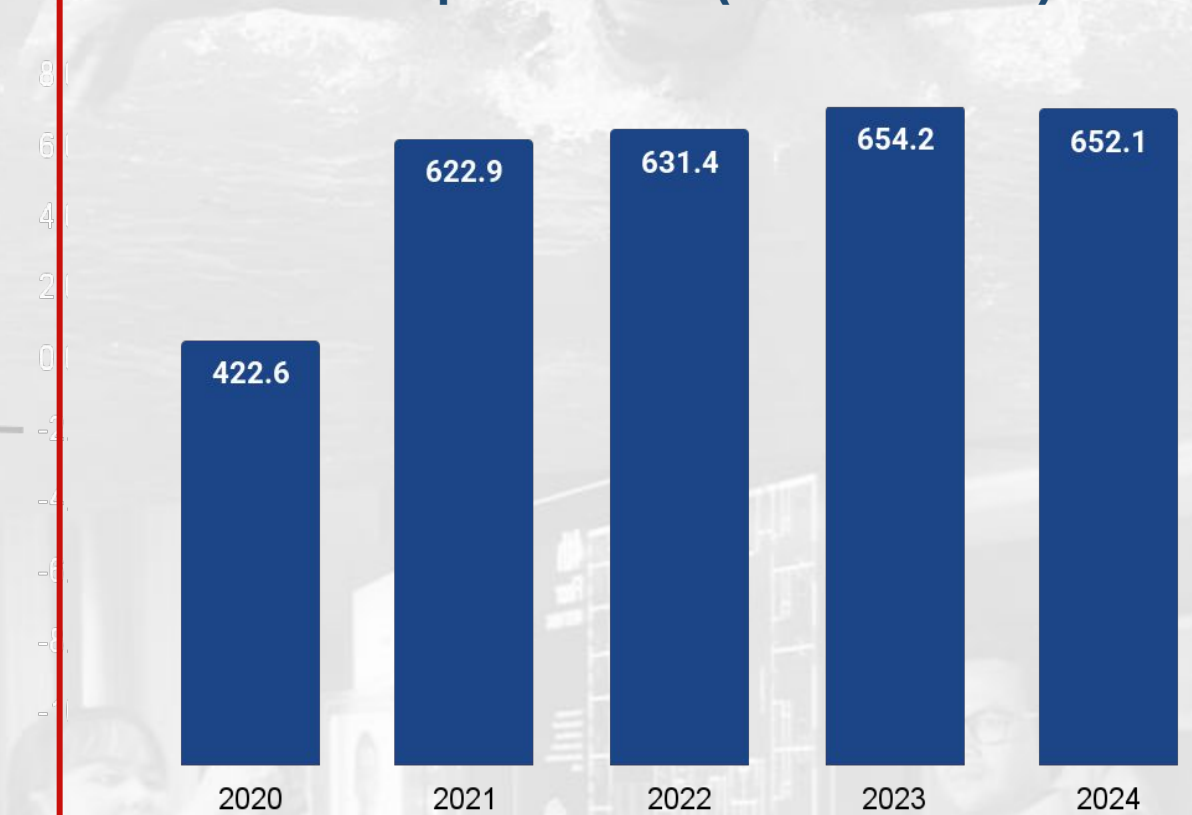
Operational cash flow has been consistently at positive level; % CAPEX to sales ranging from 12% to 35% for the last five years, in line with Company's focus in expansion activities

Net Debt to EBITDA ratio and ROE



Net Debt to EBITDA ratio has been declining driven by lower bank loans and higher profitability, proving the Company's liquidity and strong business growth

Gas production (in million m3)




Gas production volume has been increasing, showing steady demand for industrial gases pre and post Covid.

Anticipating Future Projects


Opportunities Driven by Industrial Recovery




Critical Mineral Smelters



Semiconductor



Oleochemical



Carbon Capture & Storage




Healthcare



Key Priorities

Key Priorities (1/2)

Three Pillars Transformation: Market Development, Process Improvement and Human Capital Development



Serve, Set & Match

Identify and Develop High Growth Segments, i.e. Healthcare, Industrial Estates, Energy & Mining (including Smelter Developments), Carbon Capture and Storage, Enhanced Oil Recovery

Explore Integrated Services, i.e. Industrial and/or Medical Equipment and Gas Piping Installation



Process Improvement

Technology Developments, i.e. Cylinder & Road Tankers Tracking, IoT Telemetry in Gas Tanks, Efficient and/or Renewable Energy in Facilities, EPICOR Go-Live, Customer Relationship Management

Business Process Improvement, i.e. Centralized Command Center



Culture of Collaboration

People and Organization Transformation i.e. Online Employee Journal to track Career Growth & Performance, Digitized HC Processes

Human Capital Excellence through Personalized Training & Education as well as Alignment of Individual Goals towards Overall Company Vision

Key Priorities (2/2)

Three Pillars Transformation: Serve, Set and Match; Process Improvement and Culture of Collaboration



Asset Tracking System




IoT Telemetry



Digitized Talent Management

Installing Renewable Energy in Facilities



EPICOR and CRM



Digitized & Integrated Contract & Billing System



Centralized Command Center



Thank You

Contact Us

JAKARTA OFFICE

UGM Samator Pendidikan Building
Tower A, 5th and 6th Floor

Jl. Dr. Saharjo No.83, Manggarai -
Tebet

DKI Jakarta, INDONESIA 12850

P + 6221 8370 9111 F +6221 8370 9911

SURABAYA OFFICE

Jl. Raya Kedung Baruk No 25-28
Kedung Baruk, Rungkut, Surabaya
East Java, Indonesia 60298

P +6231 9900 4000 F +6231 9900 4100